

## TPU-XJU83 hot melt adhesive film product introduction and TDS

### Introduction to products and uses:

TPU-XJU83 Hot-melt adhesive film, also called hot-melt double-sided adhesive, is a film-like hot-melt adhesive product that can be easily laminated. It is a two-layer structure with a layer of release paper on the back of the film. It has different types of ingredients, and hot melt adhesive films of different ingredients have different properties and application fields.

The composition of XJU83 hot melt adhesive film is TPU (polyurethane). It has a low temperature melting point, no elasticity, and good washing resistance. It is more suitable for the bonding of all kinds of real leather, leather, textile fabrics, polyurethane sponge, wood products and paper, etc. It is widely used in the fields of clothing, shoes and hats, home building materials, industrial products, daily necessities, etc. The product has passed the RoHS 2.0 test of SGS company.

#### Applicable bonding materials:

- Textile fabrics
- Timber board
- Genuine leather
- PVC leather
- Polyurethane sponge foam
- TPU film
- Paper
- Rubber

#### Applicable fields:

- Daily necessities
- Shoe Material Field
- Architectural decoration
- Clothing
- Partial medical
- Car interior


#### Characteristic:

- Good adhesion to leather, sponge, wood products and textiles
- Good washing resistance
- White translucent matte color, no elasticity

### Technical Data Sheet

Product name		Hot melt adhesive film
Model		XJU83
Ingredient		TPU (Polyurethane)
Color/shape		White translucent/film
With release paper		YES
Melting range (°C)		80-95
Melt Index (MI) (GB/T 19466.3)		28-35
Density (g/cm <sup>3</sup> ) (GB/T13354-1992)		1.1-1.25
Customizable thickness range (mm)		0.05-0.60
Customizable wide range (mm)		5-1500
Customizable length of each roll (meters)		5-500
Recommended use parameters	Use temperature (°C)	100-130
	Ironing pressure (MPa)	0.1-0.3
	Ironing time (s)	10-30
Washability		<input type="checkbox"/> Poor <input type="checkbox"/> Good <input checked="" type="checkbox"/> Great
Dry cleaning resistance		<input checked="" type="checkbox"/> Poor <input type="checkbox"/> Good <input type="checkbox"/> Great
Elastic force		<input checked="" type="checkbox"/> NO <input type="checkbox"/> YES <input type="checkbox"/> Great
Characteristic		Low-temperature melting point; no elasticity
CAS:		/
HS code:		3506100090 Adhesives category
		3920690000 films category

**Product thumbnail:**



**The conventional length of each roll of different weight products:**

XJU83	0.05mm	100 M/roll	XJU83	0.08mm	100 M/roll
XJU83	0.10mm	100 M/roll	XJU83	0.12mm	100 M/roll
XJU83	0.15mm	100 M/roll	XJU83	0.20mm	100 M/roll

Note: The above data is the conventional length of each roll of products with different weights. If you need to customize the length of each roll, please contact us.

**Our product quality is more guaranteed:**



**Environmental protection**

The product has passed the SGS RoHS 2.0 test, no over-standard items, no skin irritation, widely used in the field of children's products, and can be exported to Europe, America, Japan, South Korea and other countries.



### **Manufactured with advanced equipment**

With the introduction of internationally advanced technology and equipment concepts, the products produced have better thickness uniformity, easy to test the peel strength, and the daily output can reach 90,000 meters.



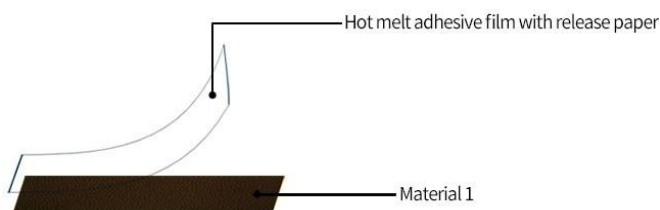
### **Made of 100% plastic pellets**

It is made of 100% original plastic particles, without talcum powder, diluent and powder second-class materials, etc., with stable performance and guaranteed quality. After testing, our 18g product has the same viscosity as a certain company's 25g product.

### **How to use it:**

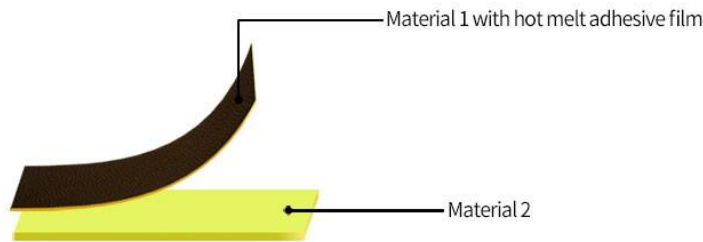
1. Place the adhesive side of the hot melt adhesive film with the material to be bonded, with the release paper side facing up, and the order of placement is: release paper layer/adhesive film layer/material to be bonded1.
  2. Use a relatively low temperature to heat the release paper side to make it adhere.
  3. After cooling, peel off the release paper.
  4. Align the glued material 1 with the material on the other side (material 2) that needs to be bonded.
- The placement sequence is: material 1 / hot melt adhesive layer / material 2, and then use ironing equipment to bond, that is, the bonding industry is completed.

### **First bonding:**



---

## Second bonding:



### Note:

(1) The ironing temperature is inversely proportional to the ironing time, that is, the lower the ironing temperature, the longer the ironing time is required to ensure the bonding effect, but the minimum ironing temperature must be higher than Product melting point.

(2) After the bonding is completed, place it at room temperature, and after it cools naturally, the peel strength can be tested. In order to ensure the final bonding effect of the product, it is recommended to perform the test again 24 hours after the bonding is completed.

(3) The optimal ironing temperature, ironing pressure, and ironing time vary according to the actual use of equipment and the conditions of the bonded materials. Users need to pass tests continuously to obtain the best values. The usage parameters in the technical parameter table are for reference only, and do not represent the final value of each material.

(4) When the ironing equipment is an iron, try not to turn on the steam of the iron.

## Other instructions:



### Support non-standard customization

We support non-standard customization, including: width, thickness, length of each roll and other items, etc., please refer to the technical table, please contact us for details.



### Provide free samples

We can provide a certain number of free samples to facilitate your test, but you need to pay the shipping cost of the order



### About packaging

We have a variety of packaging solutions. Usually the packaging used for the entire roll is: PE bubble film + kraft paper woven bag, and the inner diameter of the paper tube is 76mm. If you need carton packaging and adding marks, please contact us.



### Storage environment

Store in a dry place at room temperature and avoid direct sunlight. Theoretically speaking, the product has no shelf life limit, but it is not recommended to leave it for more than 18 months when it is not in use.

VOMELT

Website: [www.vomelt.com](http://www.vomelt.com)

No. 36 Zhonglu Development Zone, Pingwang Town, Wujiang District, Suzhou City, Jiangsu Province